

**M C S SHARE TRANSFER AGENT LIMITED**  
**12/1/5 MANOHAR PUKUR ROAD, KOLKATA – 700 026**  
**Phone : 4072-4054 FAX-4072-4050 E-mail:mcskol@rediffmail.com**

---


---

**TO WHOM IT MAY CONCERN**

---

**THIS IS TO CERTIFY THAT AS ON 30-SEP-2013, UNDERNOTED EQUITY SHARES OF M / S . DYNAMIC ARCHISTRUCTURES LIMITED(INE874E01012) AS HELD IN NSDL, CDSL AND PHYSICAL MODE.**

<b>PARTICULARS</b>	<b>NO OF SHARES</b>
<b>NSDL</b>	<b>346000</b>
<b>CDSL</b>	
<b>PHYSICAL</b>	<b>4664000</b>
<b>TOTAL</b>	<b>5010000</b>


**M C S SHARE TRANSFER AGENT LIMITED**  
  
**REGISTRARS**

**DATE : 10/10/2013**




Partly paid-up shares:-	No. of partly paid-up shares	As a % of total no. of partly paid-up shares	As a % of total no. of shares of the company
Held by promoter/promoter group	NA	NA	NA
Held by public	NA	NA	NA
<b>Total</b>	<b>NA</b>	<b>NA</b>	<b>NA</b>
<b>Outstanding convertible securities:-</b>	<b>No. of outstanding securities</b>	<b>As a % of total no. of outstanding convertible securities</b>	<b>As a % of total no. of shares of the company, assuming full conversion of the convertible securities</b>
Held by promoter/promoter group	NA	NA	NA
Held by public	NA	NA	NA
<b>Total</b>	<b>NA</b>	<b>NA</b>	<b>NA</b>
<b>Warrants:-</b>	<b>No. of warrants</b>	<b>As a % of total no. of warrants</b>	<b>As a % of total no. of shares of the company, assuming full conversion of warrants</b>
Held by promoter/promoter group			
Held by public			
<b>Total</b>	<b>0</b>	<b>0</b>	<b>.000</b>
<b>Total paid-up capital of the company, assuming full conversion of warrants and convertible securities</b>	<b>5010000</b>		

Category Code	Category of Shareholders	Number of shareholders	Total no. of Shares	No. of Shares held in Dematerialised form	Total shareholding as a percentage of total shares		Shares pledged or otherwise encumbered	
					As a percentage of (A+B)	As a percentage of (A+B+C)	Number of shares	As a percentage
<b>A</b>	<b>Shareholding of Promoter and Promoter Group<sup>2</sup></b>							
<b>I</b>	<b>Indian</b>							
<b>a</b>	Individuals/ Hindu Undivided Family	4	285400	0	5.6966	5.6966	0	0
<b>b</b>	Central Government/ State Government(s)	0	0	0	0	0	0	0
<b>c</b>	Bodies Corporate	0	0	0	0	0	0	0
<b>d</b>	Financial Institutions/ Banks	0	0	0	0	0	0	0
<b>e</b>	Any Other (Specify)	0	0	0	0	0	0	0
<b>i</b>	Trust	0	0	0	0	0	0	0
<b>ii</b>	Society	0	0	0	0	0	0	0
<b>iii</b>	Educational Institutions	0	0	0	0	0	0	0
	<b>Sub Total (A)(1) :</b>	<b>4</b>	<b>285400</b>	<b>0</b>	<b>5.6966</b>	<b>5.6966</b>	<b>0</b>	<b>.000</b>
<b>2</b>	<b>Foreign</b>							
<b>a</b>	Individuals (Non Resident Indians / Foreign Individuals)	0	0	0	0	0	0	0
<b>b</b>	Bodies Corporate	0	0	0	0	0	0	0
<b>c</b>	Institutions	0	0	0	0	0	0	0
<b>d</b>	Any Other ( Specify )	0	0	0	0	0	0	0
	<b>Sub Total (A)(2) :</b>	<b>0</b>	<b>0</b>	<b>0</b>	<b>.0000</b>	<b>.0000</b>	<b>0</b>	<b>.000</b>
	<b>Total Shareholding of Promoter and Promoter Group (A) = (A)(1) + (A)(2) :</b>	<b>4</b>	<b>285400</b>	<b>0</b>	<b>5.6966</b>	<b>5.6966</b>	<b>0</b>	<b>.000</b>
<b>B</b>	<b>Public Shareholding<sup>3</sup></b>							
<b>I</b>	<b>Institutions</b>						NA	NA
<b>a</b>	Mutual Funds/ UTI	0	0	0	0	0	NA	NA
<b>b</b>	Financial Institutions/ Banks	0	0	0	0	0		
<b>c</b>	Central Government/ State Government(s)	0	0	0	0	0		



Category Code	Category of Shareholders	Number of shareholders	Total no. of Shares	No. of Shares held in Dematerialised form	Total shareholding as a percentage of total shares		Shares pledged or otherwise encumbered
					As a percentage of (A+B)	As a percentage of (A+B+C)	
<b>B</b>	<b>Public Shareholding<sup>3</sup></b>						
<b>1</b>	<b>Institutions</b>						
<b>d</b>	Venture Capital Funds	0	0	0	0	0	
<b>e</b>	Insurance Companies	0	0	0	0	0	
<b>f</b>	Foreign Institutional Investors	0	0	0	0	0	
<b>g</b>	Foreign Venture Capital Investors	0	0	0	0	0	
<b>h</b>	Any Other (Specify)	0	0	0	0	0	
	<b>Sub Total (B)(1) :</b>	0	0	0	.0000	.0000	
<b>2</b>	<b>Non-Institutions</b>						
<b>a</b>	Bodies Corporate	65	3507800	346000	70.016	70.016	NA
<b>b</b>	Individuals						
<b>i</b>	Individual Shareholders Holding Nominal Share Capital Upto Rs. 1 Lakh.	1514	1216800	0	24.2874	24.2874	
<b>ii</b>	Individual Shareholders Holding Nominal Share Capital in excess of Rs. 1 Lakh.	0	0	0	0	0	
<b>c</b>	Any Other (Specify)						
<b>i</b>	Trust & Foundations	0	0	0	0	0	
<b>ii</b>	Cooperative Societies	0	0	0	0	0	
<b>iii</b>	Educational Institutions	0	0	0	0	0	
<b>iv</b>	Non Resident Individual	0	0	0	0	0	
<b>v</b>	Foreign Companies	0	0	0	0	0	
<b>vi</b>	OCB	0	0	0	0	0	
	<b>Sub Total (B)(2) :</b>	1579	4724600	346000	94.3034	94.3034	
	<b>Total Public Shareholding (B) = (B)(1) + (B)(2) :</b>	1579	4724600	346000	94.3034	94.3034	
	<b>Total (A) + (B) :</b>	1583	5010000	346000	100.0000	100.0000	
<b>C</b>	Shares held by Custodians and against which Depository Receipts have been issued	0	0	0	0	0	NA
	<b>GRAND TOTAL (A) + (B) + (C) :</b>	1583	5010000	346000	100.0000	100.0000	NA




(I) (b) Statement showing shareholding of persons belonging to the category "Promoter and Promoter Group"

Srl No.	Name of the shareholder	Total shares held		Shares pledged or otherwise encumbered			Details of Warrants		Details of Convertible Securities held	
		Number	As a % of grand total (A)+(B)+(C)	Number	As a percentage	As a % of grand total (A)+(B)+(C) of sub-clause (I)(a)	Number of Warrants	As a % of total number of warrants of the same class	Number of convertible securities held	As a % of total number of convertible securities of the same class
1	PANKAJ PORWAL	85600	1.7086	0	.0000	.0000	Nil	Nil	Nil	Nil
2	RAKESH PORWAL	85600	1.7086	0	.0000	.0000	Nil	Nil	Nil	Nil
3	DANMAL PORWAL	57100	1.1397	0	.0000	.0000	Nil	Nil	Nil	Nil
4	SHOBHA PORWAL	57100	1.1397	0	.0000	.0000	Nil	Nil	Nil	Nil
	<b>TOTAL</b>	<b>285400</b>	<b>5.6966</b>	<b>0</b>	<b>.0000</b>	<b>.0000</b>	<b>Nil</b>	<b>Nil</b>	<b>Nil</b>	<b>Nil</b>




(I) (c)(i) Statement showing shareholding of persons belonging to the category "Public" and holding more than 1 % of the total number of shares.

Sri No.	Name of the shareholder	Number of Shares	Shares as a percentage of total number of shares (i.e., Grand Total (A)+(B)+(C) indicated in Statement at para (D)(a) above }	Details of Warrants		Details of Convertible Securities held	
				Number of Warrants	As a % of total number of warrants of the same class	Number of convertible securities held	As a % of total number of convertible securities of the same class
1	SHOBHA CHEMICAL INDUSTRIES PVT LTD	950900	18.9800	Nil	Nil	Nil	Nil
2	SHOBHA CHEMICAL INDUSTRIES PVT LTD	641600	12.8064	Nil	Nil	Nil	Nil
3	MYSOL TREXIM PVT. LTD	355000	7.0858	Nil	Nil	Nil	Nil
4	SHOBHA CHEMICAL INDUSTRIES PRIVATE LIMITED	346000	6.9062	Nil	Nil	Nil	Nil
5	ESPEE FASHION & EXPORTS PRIVATE LIMITED	319300	6.3733	Nil	Nil	Nil	Nil
6	ENARAI DEALERS PVT LTD.	230000	4.5908	Nil	Nil	Nil	Nil
7	DWINGER TEXTILES PVT LTD.	220000	4.3912	Nil	Nil	Nil	Nil
8	GILTEGE MERCANTILES PVT LTD.	200000	3.9920	Nil	Nil	Nil	Nil
	<b>TOTAL</b>	3262800	65.1257	Nil	Nil	Nil	Nil



(1) (c)(ii) Statement showing shareholding of securities(including shares,warrants,convertible securities) of persons (together with (a) belonging to the category "Public" and holding more than 5% of the total number of shares of the company.

Srl No.	Name of the shareholder and the Persons Acting In Concert(PAC) with them	Number of Shares	Shares as a percentage of total number of shares (i.e., Grand Total (A)+(B)+(C) indicated in Statement at para (1)(a) above )	Details of Warrants		Details of Convertible Securities held		Total shares(including underlying shares assuming full conversion of warrants and convertible securities) as a % of diluted share capital
				Number of Warrants	As a % of total number of warrants of the	Number of convertible Securities held	% w.r.t total number of convertible securities of the same class	
1	SHOBHA CHEMICAL INDUSTRIES PVT LTD	950900	18.9800	Nil	Nil	Nil	Nil	Nil
2	SHOBHA CHEMICAL INDUSTRIES PVT LTD	641600	12.8064	Nil	Nil	Nil	Nil	Nil
3	MYSOL TREXIM PVT. LTD	355000	7.0858	Nil	Nil	Nil	Nil	Nil
4	SHOBHA CHEMICAL INDUSTRIES PRIVATE LIMITED	346000	6.9062	Nil	Nil	Nil	Nil	Nil
5	ESPEE FASHION & EXPORTS PRIVATE LIMITED	319300	6.3733	Nil	Nil	Nil	Nil	Nil
	<b>TOTAL</b>	<b>2612800</b>	<b>52.1517</b>	<b>Nil</b>	<b>Nil</b>	<b>Nil</b>	<b>Nil</b>	<b>Nil</b>



(f) (d) Statement showing details of locked-in shares.

Sr/ No.	Name of the shareholder	Category	Number of Shares Locked-in	Locked-in Shares as a percentage of total number of shares (i.e., Grand Total (A)+(B)+(C) indicated in Statement at para (f)(a) above }
1	DWINGER TEXTILES PVT LTD.	PUBLIC	220000	4.3912
	<b>TOTAL</b>		220000	4.3912





**(II) (a) Statement showing details of Depository Receipts (DRs)**

Sr No.	Type of outstanding DR (ADRS,GDRs SDRs,etc.)	Number of outstanding DRs	Number of shares underlying outstanding DRs	Shares underlying outstanding DRs as a percentage of total number of shares (i.e Grand Total (A)+(B)+-(C) indicated in statement at para (IXa) above)
1	Nil	Nil	Nil	Nil
	<b>TOTAL</b>	Nil	Nil	Nil

**(II) (b) Statement showing details of Depository Receipts (DRs) where underlying shares held by 'promoter/promoter group' are in excess of 1% of the total number of shares.**

Sr No.	Name of the DR Holder	Type of outstanding DRs (ADRS,GDRs, SDRs etc )	Number of shares underlying outstanding DRs	Shares underlying outstanding DRs as a percentage of total number of shares (i.e Grand Total (A)+(B)+-(C) indicated in statement at para (IXa) above)
1	Nil	Nil	Nil	Nil
	<b>TOTAL</b>	Nil	Nil	Nil



UNIT : DYNAMIC ARCHITECTURES LIMITED.

(III) (a) Statement showing the voting pattern of shareholders, if more than one class of shares/securities is issued by the issuer.

Srl No.	Category of shareholder	Number of Voting Rights held in each class of securities			Total Voting Rights (III+IV+V)	Total Voting rights i.e.(VI)	
		Class X	Class Y	Class Z		As a % of (A+B)	As a % of (A+B+C)
	NA	NA	NA	NA	NA	NA	NA

