

M C S SHARE TRANSFER AGENT LIMITED
12/1/5 MANOHAR PUKUR ROAD, KOLKATA – 700 026
Phone : 4072-4054 FAX-4072-4050 E-mail:mcskol@rediffmail.com

TO WHOM IT MAY CONCERN

THIS IS TO CERTIFY THAT AS ON 31-DEC-2014, UNDERNOTED EQUITY SHARES OF M / S . DYNAMIC ARCHISTRUCTURES LIMITED(INE874E01012)AS HELD IN NSDL,CDSL AND PHYSICAL MODE.

PARTICULARS	NO OF SHARES
NSDL	346000
CDSL	
PHYSICAL	4664000
TOTAL	5010000

FOR MCS SHARE TRANSFER AGENT LIMITED



DATE : 07/01/2015


DYNAMIC ARCHISTRUCTURES LIMITED

Code Wise Letter Status For The Period 01/10/2014 To 31/12/2014

Code Nature of Complain/Req.	Opening	Receipt (
4 Div/Int Warrant not Received	0	0
8 Non-Receipt of Annual Report	0	0
10 Short Payment of Dividend/Interest	0	0
12 Non Receipt of Certificates	0	0
14 Non Receipt of R.P.O.	0	0
17 SEBI	0	0
41 ROC	0	0
42 DQC	0	0
43 Calcutta Stock Exchange	0	0
44 Delhi Stock Exchange	0	0
45 Bombay Stock Exchange	0	0
46 Consumer Forum / Court Cases	0	0
47 ISC Bombay	0	0
48 ISC Delhi	0	0
51 Other Stock Exchanges	0	0
52 CHAIRMAN/MD	0	0
61 DEMAT COMPLAINTS	0	0
Total :	0	0



Partly paid-up shares:-	No. of partly paid-up shares	As a % of total no. of partly paid-up shares	As a % of total no. of shares of the company
Held by promoter/promoter group	NA	NA	NA
Held by public	NA	NA	NA
Total	NA	NA	NA
Outstanding convertible securities:-	No. of outstanding securities	As a % of total no. of outstanding convertible securities	As a % of total no. of shares of the company, assuming full conversion of the convertible securities
Held by promoter/promoter group	NA	NA	NA
Held by public	NA	NA	NA
Total	NA	NA	NA
Warrants:-	No. of warrants	As a % of total no. of warrants	As a % of total no. of shares of the company, assuming full conversion of warrants
Held by promoter/promoter group			
Held by public			
Total	0	0	.000
Total paid-up capital of the company, assuming full conversion of warrants and convertible securities			
5010000			




Name Of The Company : DYNAMIC ARCHITECTURES LIMITED.

Quarter Ended

31-Dec-2014

Category Code	Category of Shareholders	Number of shareholders	Total no. of Shares	No. of Shares held in Dematerialised form	Total shareholding as a percentage of total shares		Number of shares	Shares pledged or otherwise encumbered	As a percentage
					As a percentage of (A+B)	As a percentage of (A+B+C)			
A	Shareholding of Promoter and Promoter Group²								
1	Indian								
a	Individuals/ Hindu Undivided Family	8	287400	0	5.7365	5.7365	0	0	
b	Central Government/ State Government(s)	0	0	0	0	0	0	0	
c	Bodies Corporate	8	3262800	346000	65.1258	65.1258	0	0	
d	Financial Institutions/ Banks	0	0	0	0	0	0	0	
e	Any Other (Specify)	0	0	0	0	0	0	0	
i	Trust	0	0	0	0	0	0	0	
ii	Society	0	0	0	0	0	0	0	
iii	Educational Institutions	0	0	0	0	0	0	0	
	Sub Total (A)(1) :	16	3550200	346000	70.8623	70.8623	0	0	.000
2	Foreign								
a	Individuals (Non Resident Indians / Foreign Individuals)	0	0	0	0	0	0	0	
b	Bodies Corporate	0	0	0	0	0	0	0	
c	Institutions	0	0	0	0	0	0	0	
d	Any Other (Specify)	0	0	0	0	0	0	0	
	Sub Total (A)(2) :	0	0	0	.0000	.0000	0	0	.000
	Total Shareholding of Promoter and Promoter Group (A) = (A)(1) + (A)(2) :	16	3550200	346000	70.8623	70.8623	0	0	.000
B	Public Shareholding³								
1	Institutions								
a	Mutual Funds/ UTI	0	0	0	0	0	0	0	
b	Financial Institutions/ Banks	0	0	0	0	0	0	0	
c	Central Government/ State Government(s)	0	0	0	0	0	0	0	




Category Code	Category of Shareholders	Number of shareholders	Total no. of Shares	No. of Shares held in Dematerialised form	Total shareholding as a percentage of total shares		Number of shares	Shares pledged or otherwise encumbered	As a percentage
					of (A+B)	of (A+B+C)			
B	Public Shareholding³								
1	Institutions								
d	Venture Capital Funds	0	0	0	0	0	0	0	
e	Insurance Companies	0	0	0	0	0	0	0	
f	Foreign Institutional Investors	0	0	0	0	0	0	0	
g	Foreign Venture Capital Investors	0	0	0	0	0	0	0	
h	Any Other (Specify)	0	0	0	0	0	0	0	
	Sub Total (B)(1) :	0	0	0	.0000	.0000	0	0	
2	Non-Institutions								
a	Bodies Corporate	57	245000	0	4.8902	4.8902	0	0	
b	Individuals								
i	Individual Shareholders Holding Nominal Share Capital Upto Rs. 1 Lakh.	1510	1214800	0	24.2475	24.2475	0	0	
ii	Individual Shareholders Holding Nominal Share Capital in excess of Rs. 1 Lakh.	0	0	0	0	0	0	0	
c	Any Other (Specify)								
i	Trust & Foundations	0	0	0	0	0	0	0	
ii	Cooperative Societies	0	0	0	0	0	0	0	
iii	Educational Institutions	0	0	0	0	0	0	0	
iv	Non Resident Individual	0	0	0	0	0	0	0	
v	Foreign Companies	0	0	0	0	0	0	0	
vi	OCB	0	0	0	0	0	0	0	
	Sub Total (B)(2) :	1567	1459800	0	29.1377	29.1377	0	0	
	Total Public Shareholding (B) = (B)(1) + (B)(2) :	1567	1459800	0	29.1377	29.1377	0	0	
	Total (A) + (B) :	1583	5010000	346000	100.0000	100.0000	0	0	
C	Shares held by Custodians and against which Depository Receipts have been issued	0	0	0	0	0	0	0	NA
	GRAND TOTAL (A) + (B) + (C) :	1583	5010000	346000	100.0000	100.0000	0	0	NA



(D) (b) Statement showing shareholding of persons belonging to the category "Promoter and Promoter Group"

Srl No.	Name of the shareholder	Total shares held		Shares pledged or otherwise encumbered		Details of Warrants		Details of Convertible	
		Number	As a % of grand total (A)+(B)+(C)	Number	As a percentage	Number of Warrants	As a % of total number of warrants of the same class	Number of convertible securities held	As a % of total number of convertible securities of the same class
1	SHOBHA CHEMICAL INDUSTRIES PVT LTD	950900	18.9800	0	.0000	Nil	Nil	Nil	Nil
2	SHOBHA CHEMICAL INDUSTRIES PVT LTD	641600	12.8064	0	.0000	Nil	Nil	Nil	Nil
3	MYSOL TREXIM PVT. LTD	355000	7.0858	0	.0000	Nil	Nil	Nil	Nil
4	SHOBHA CHEMICAL INDUSTRIES PRIVATE LIMITED	346000	6.9062	0	.0000	Nil	Nil	Nil	Nil
5	ESPEE FASHION & EXPORTS PRIVATE LIMITED	319300	6.3733	0	.0000	Nil	Nil	Nil	Nil
6	ENARAI DEALERS PVT LTD.	230000	4.5908	0	.0000	Nil	Nil	Nil	Nil
7	DWINGER TEXTILES PVT LTD.	220000	4.3912	0	.0000	Nil	Nil	Nil	Nil
8	GILTEGE MERCANTILES PVT LTD.	200000	3.9920	0	.0000	Nil	Nil	Nil	Nil
9	PANKAJ PORWAL	85600	1.7086	0	.0000	Nil	Nil	Nil	Nil
10	RAKESH PORWAL	85600	1.7086	0	.0000	Nil	Nil	Nil	Nil
11	DANMAL PORWAL	57100	1.1397	0	.0000	Nil	Nil	Nil	Nil
12	SHOBHA PORWAL	57100	1.1397	0	.0000	Nil	Nil	Nil	Nil
13	GUMANKUMAR JAIN	500	.0100	0	.0000	Nil	Nil	Nil	Nil
14	SURENDRA KUMAR JAIN	500	.0100	0	.0000	Nil	Nil	Nil	Nil
15	SUSHILA CHAVAN	500	.0100	0	.0000	Nil	Nil	Nil	Nil
16	PUSHPA PORWAL	500	.0100	0	.0000	Nil	Nil	Nil	Nil
	TOTAL	3550200	70.8623	0	.0000	Nil	Nil	Nil	Nil



(1) (c)(i) Statement showing shareholding of persons belonging to the category "Public" and holding more than 1% of the total number of shares.

Sl No.	Name of the shareholder	Number of Shares	Shares as a percentage of total number of shares {i.e., Grand Total (A)+(B)+(C) indicated in Statement at para (D)(a) above }	Details of Warrants		Details of Convertible Securities held	
				Number of Warrants	As a % of total number of warrants of the same class	Number of convertible securities held	As a % of total number of convertible securities of the same class



(1) (c)(ii) Statement showing shareholding of securities(including shares,warrants,convertible securities) of persons (together with PAC) belonging to the category "Public" and holding more than 5% of the total number of shares of the company.

Srl No.	Name of the shareholder and the Persons Acting In Concert(PAC) with them	Number of Shares	Shares as a percentage of total number of shares i.e, Grand Total (A)+(B)+(C) indicated in Statement at para (1)(a) above }	Details of Warrants		Details of Convertible Securities held		Total shares(including underlying shares assuming full conversion of warrants and convertible securities) as a % of diluted share capital
				Number of Warrants	As a % of total number of warrants of the	Number of convertible Securities held	% w.r.t total number of convertible securities of the same class	
1		Nil	Nil	Nil	Nil	Nil	Nil	Nil
	TOTAL	Nil	Nil	Nil	Nil	Nil	Nil	Nil



(f) (d) Statement showing details of locked-in shares.

Sl No.	Name of the shareholder	Category	Number of Shares Locked-in	Locked-in Shares as a percentage of total number of shares (i.e., Grand Total (A)+(B)+(C) indicated in Statement at para (D)(a) above)
1	Nil		Nil	Nil
TOTAL			Nil	Nil



UNIT : DYNAMIC ARCHITECTURES LIMITED.

(11) (a) Statement showing details of Depository Receipts (DRs)

Srl No.	Type of outstanding DR (ADRS,GDRs SDRs,etc.)	Number of outstanding DRs	Number of shares underlying outstanding DRs	Shares underlying outstanding DRs as a percentage of total number of shares (i.e Grand Total (A)+(B)+(C) indicated in statement at para (1)(a) above)
1		Nil	Nil	Nil
	TOTAL	Nil	Nil	Nil

(11) (b) Statement showing details of Depository Receipts (DRs) where underlying shares held by 'promoter/promoter group' are in excess of 1% of the total number of shares.

Srl No.	Name of the DR Holder	Type of outstanding DRs (ADRS,GDRs, SDRs etc)	Number of shares underlying outstanding DRs	Shares underlying outstanding DRs as a percentage of total number of shares (i.e Grand Total (A)+(B)+(C) indicated in statement at para (1)(a) above)
1		Nil	Nil	Nil
	TOTAL	Nil	Nil	Nil



(III) (a) Statement showing the voting pattern of shareholders, if more than one class of shares/securities is issued by the issuer.

Sri No.	Category of shareholder	Number of Voting Rights held in each class of securities			Total Voting Rights (III+IV+V)	Total Voting rights i.e.(VI) (A+B)	As a % of (A+B+C)
		Class X	Class Y	Class Z			
	NA	NA	NA	NA	NA	NA	

